Sales Support Function

The CV-5000S provides a sales support function, through which the operator can advise the customer which type of lens is most beneficial to fulfill their needs. Clear images display the view for different lens types, including single vision, mid range, progressive and full range progressive lenses. This makes lens type selection easier and quicker for both patient and operator.

Vision of Progressive Lens


Far-Near


Middle-Near


Near-Near


Single Focus

Accommodation

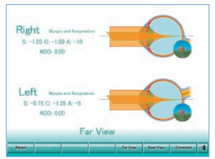

Age 10

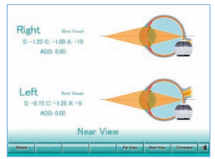

Age 50

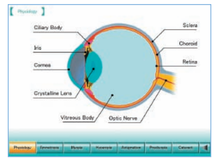

Age 60

Patient Information

Patients like to know why they need glasses.
The animated demo provides a clear understanding to the patient.



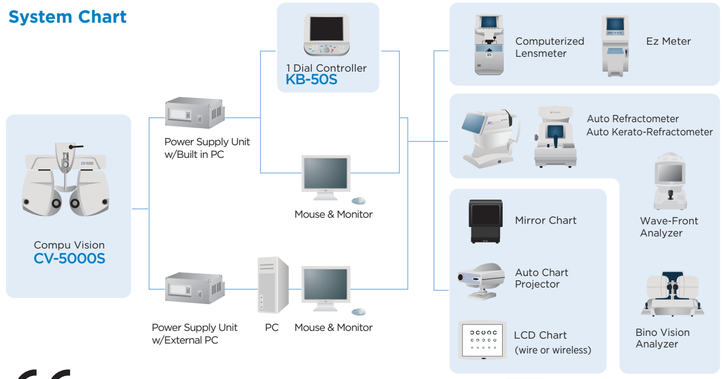




Specifications

Spherical power	Measuring range	+27.00 to -27.00D
	Measuring step	0.25D/3.00D
Cylinder power	Measuring range	+8.00 to -8.00
	Measuring step	0.25D/1.00D
Cylinder axis	Measuring range	0 to 180°
	Measuring step	1°/5°/15°
Prism	Measuring range	0 to 20Δ(all directions)
	Measuring step	0.1Δ/0.2Δ/0.5Δ /1.0Δ
Pupillary distance	Adjustment range	48 to 80mm
	Adjustment step	0.5mm/1.0mm
Cross cylinder	Jackson Cross cylinder	±0.25D/±0.50D
	Auto Cross cylinder	±0.25D
Test lens (Aux lens)	Red-Green filter, Polarizing filter (45°/135°), Prism (6Δ /10Δ), Red Maddox (horizontal/vertical), Lens for retinoscopy (+1.5D/+2.0D), Cross cylinder for measuring presbyopia (±0.50D), Occluding plate, Pinhole, and Cross hairs glass.	
Reference eyeglass wearing distance	12mm, 13.75mm, 16mm, 18mm, 20mm	
Convergence	Near-point distance 40/67cm (Minimum pupillary distance at near-point 40cm convergence : 53mm)	
Forehead rest adjustment range	15mm	
Dimensions and weight	Measuring head(Non-arm mounted type)	294-328mm (W) x 115mm (D) x 261mm (H) 4.0kg
	Measuring head(Arm-mounted type)	294-328mm (W) x 115mm (D) x 324mm (H) 4.6kg
	Power Supply Unit W/Extenal PC	276mm (W) x 197mm (D) x 117mm (H) 2.7kg
	Power Supply Unit W/Built-in PC	276mm (W) x 197mm (D) x 117mm (H) 3.9kg
	1Dial Controller	300mm (W) x 250mm (D) (MAX) x 200mm (H) (MAX) 2.3kg

System Chart



CE

*Subject to change in design and/or specifications without advanced notice.
*In compliance with the terms of the Export Administration Regulation of the United States of America,this product may not be available in some regions or countries.

IMPORTANT In order to obtain the best results with this instrument, please be sure to review all user instructions prior to operation.

TÜV SÜD ISO 13485 — TOPCON CORPORATION

ISO 9001:2008 SGS — TOPCON CORPORATION

ISO 14001 JACO — EC97J1081

TOPCON CORPORATION CONNECTING VISIONS
75-1 Hasunuma-cho, Itabashi-ku, Tokyo 174-8580, Japan. Phone:3-3558-2523/2522 Fax:3-3965-6898 www.topcon.co.jp

TOPCON MEDICAL SYSTEMS, INC.
111 Bauer Drive, Oakland, NJ 07436, U.S.A.
Phone:+1-201-599-5100 Fax:+1-201-599-5250 www.topconmedical.com

TOPCON CANADA INC.
110 Provencher Avenue, Boisbriand, QC J7G 1N1 CANADA
Phone:+1-450-430-7771 Fax:+1-450-430-6457 www.topcon.ca

TOPCON EUROPE MEDICAL B.V.
Essebaan 11; 2908 LJ Capelle a/d IJssel; P.O.Box145; 2900 AC Capelle a/d IJssel; THE NETHERLANDS
Phone:+31 (0)10-4585077 Fax:+31 (0)10-4585045
E-mail: medical@topcon.nl; www.topcon.eu

ITALY OFFICE
Viale dell' Industria 60; 20037 Paderno Dugnano; (Milano), ITALY
Phone:+39-02-9186671 Fax:+39-02-91081091 E-mail: topconitaly@tiscali.it; www.topcon.it

DANMARK OFFICE
Praestemarksvej 25; 4000 Roskilde, DANMARK
Phone:+45-46-327500 Fax:+45-46-327555
E-mail: topcon@topcondanmark.dk www.topcondanmark.dk

IRELAND OFFICE
Unit 276, Blanchardstown; Corporate Park 2 Ballycoolin Dublin 15, IRELAND
Phone:+353-18975900 Fax:+353-1829315 E-mail: medical@topcon.ie; www.topcon.ie

TOPCON S.A.R.L.
89, rue de Paris 92585 Clichy, FRANCE
Phone:+33-(0)1-41069494 Fax:+33-(0)1-47390251 E-mail:topcon@topcon.fr; www.topcon.fr

TOPCON DEUTSCHLAND G.m.b.H.
Hanns-Martin-Schleyer Strasse 41 D-47877 Willich, GERMANY
Phone:+49-(0)2154-8850 Fax:+49-(0)2154-885177 E-mail:med@topcon.de; www.topcon.de

TOPCON SCANDINAVIA A.B.
Neongatan 2; P.O.Box 25; 43151 Mölndal, SWEDEN
Phone:+46-(0)31-7109200 Fax:+46-(0)31-7109249 E-mail:medical@topcon.se; www.topcon.se

TOPCON ESPAÑA S.A.
HEAD OFFICE
Frederic Mompou 4 Esc. A Bajos 3, 08960 Sant Just Desvern Barcelona, SPAIN
Phone:+34-93-4734057 Fax:+34-93-4733932 E-mail: medica@topcon.es; www.topcon.es

PORTUGAL OFFICE
Rua da Forte,6-6A,L-0.22,2790-072 Carnaxide,PORTUGAL
Phone:+351-210-994626 Fax:+351-210-135786 www.topcon.pt

TOPCON (GREAT BRITAIN) LTD.
Topcon House,Kennet Side,Bone Lane,Newbury,Berkshire RG14 5PX United Kingdom
Phone:+44-(0)1635-551120 Fax:+44-(0)1635-551170 E-mail:medical@topcon.co.uk; www.topcon.co.uk

TOPCON POLSKA Sp. z. o. o.
ul. Warszawska 23; 42-470 Siewierz, POLAND
Phone:+48-(0)32-6705045 Fax:+48-(0)32-6713405 www.topcon-polska.pl

TOPCON SINGAPORE MEDICAL PTE. LTD.
60 Alexandra Terrace, #08-27 The Comtech, Singapore 118502
Phone:+65-68720606 Fax:+65-67736150 E-mail:medical_sales@topcon.comm.sg www.topcon.com.sg

TOPCON INSTRUMENTS (MALAYSIA) SDN.BHD.
No. 01, (Ground Floor), Jalan Excella 2, Off Jalan Ampang Putra, Taman Ampang Hilir, 55100 Kuala Lumpur,MALAYSIA
Phone:+60-(0)3-42709866 Fax:+60-(0)3-42709766

TOPCON INSTRUMENTS (THAILAND) CO.,LTD.
Unit 2716 Emmathorn Tower, 37th Floor,Krungthonburi Rd.,Klongtonsai, Klongsarn, Bangkok 10600,THAILAND
Phone:+66(0)2-440-1152-7 Fax:+66-(0)2-440-1158

TOPCON CORPORATION BEIJING OFFICE
Block No.9, Kangding Street Beijing Economic-Technological Development Area, Beijing,100176,CHINA
Phone:+86-(0)10-6780-2799 Fax:+86-(0)10-6780-2790

TOPCON CORPORATION SHANGHAI OFFICE
14L, Huamin Empire Plaza, No.726, Yan-an Xi Road, Shanghai, 200050, CHINA
Phone:+86-(0)21-5238-7722 Fax:+86-(0)21-5237-0761

TOPCON CORPORATION BEIRUT OFFICE
P.O.Box 70-1082 Antelias,Beirut, LEBANON
Phone:+961-4-523525/523526 Fax:+961-4-521119

TOPCON CORPORATION DUBAI OFFICE
P.O.Box 293705,Dubai Airport Free Zone L.I.U. J-12, Dubai, U.A.E
Phone:+971-4-299-5900 Fax:+971-4-299-5901

PRINTED WITH SOY INK

© 2011 TOPCON CORPORATION All Rights Reserved

Printed in Japan 2011 07-70 NP E048-1 GE

Compu Vision
CV-5000S



TOPCON
CONNECTING VISIONS





CV-5000S Features

Compact, Open and Contemporary Design

A 50% volume reduction compared to previous models allows the operator to monitor the patient's expression during the refraction. The contemporary design is appealing to both users and patients and emphasizes the professionalism of the user.



High Speed Lens Disc Rotation

Efficient lens disc rotation reduces ocular stress as well as confusion for the patient. The total refraction time is reduced significantly. The lens disc rotation speed has been increased by 50% compared to the previous model.

Illumination Comes Standard

LED illumination from the phoropter provides bright illumination of the near test chart. The use of external illumination is no longer required.



Tilting Function for Near Vision Tests

To provide a natural reading position during the near tests, the CV-5000S head can be tilted. The tilting angle can be fixed within a wide range.



Comfortable Operation with Three Types of Interfaces from Topcon...

Topcon's CV-5000S provides three interfaces for operation. The 1st option is the 1 dial controller KB-50S utilizing a large 10.4 inch color LCD touch screen. The 2nd and 3rd options allow you to load the controller software on your PC or the PC integrated inside the CV-5000S power supply giving you full control of the CV-5000S with the PC mouse. The CV-5000S's automatic phoropter head also provides fast lens rotation for user and patient comfort. A compact and contemporary design contributes to a professional image.




Enhanced Patient Care

CV-5000S + KB-50S Provide unique features to assist in patient consultation.

Easy-to-Understand Layout

The newly designed interface offers the best in user friendliness. All relevant data can be viewed at a glance. The layout can be modified to the users preference.



KB-50S Features

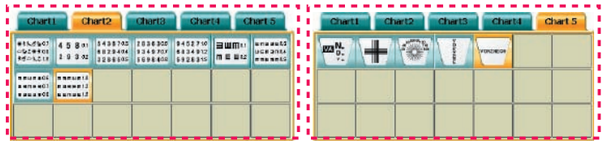
Large 10.4 Inch Color LCD Touch Screen


The world's largest touch screen provides a clear display of examination data. User friendliness has improved dramatically compared to previous models. The highest operation comfort level is achieved by using this large and clear screen.



Your Own Chart Pages


Chart selection is operated through five tab pages in the touch panel. Next to the conventional charts for Topcon chart projectors, the defined charts can be implemented. The layout of the five tab pages can be defined by the user.





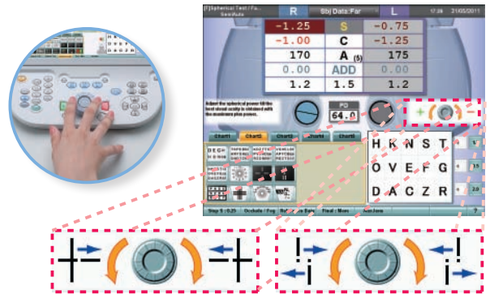
Multiple "HELP" Function

With just the touch of a button, the HELP display is activated. HELP provides useful information on the selected test. A simplified (short text) or an advanced (longer text) HELP display can be selected.



Dial Navigation Function

On request, the dial navigation function is available. Dial navigation indicates the rotation direction of the 1-dial according to the responses of the patient. Comfort at its best !



Other Benefical Features

- Reduced number of operation buttons on the KB-50S improves ease-of-use.
- Performs a complete optometric extension program - American 21 step routine.



Mouse and Monitor Control

The unequaled operating software can be run from the user's own PC or directly from Topcon's power supply with a built-in PC.

Multiple Options to Reduce Cost

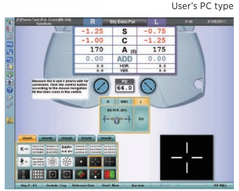
The cost of the system can be reduced by using the operator's own PC or the PC integrated inside the Power Supply (Embedded PC) to control the CV system.



User's PC type

User Friendly Interface

The newly designed user interface offers the best in user friendliness. All relevant data can be viewed at a glance. The displayed layout can be modified to the user's preference.



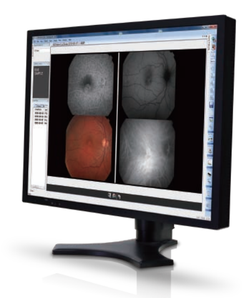
Embedded PC type

Mouse Operated


The mouse and monitor interface can easily control the CV-5000S head, and ensures a comfortable overview of the refraction data.

Integration with IMAGEnet® R4

The CV-5000S software integrates with the IMAGEnet® R4 software system. Subjective, objective and lensmeter data can be transferred from the CV-5000S system to IMAGEnet® R4 and assigned to a patient. As the communication is bi-directional, IMAGEnet® R4 can transfer objective, old glasses and lensmeter data to the CV-5000S system as a starting point for subjective refraction.



Optional Accessory: PC-50S



PC-50S

Pixel Chart

Comprehensive Range of Optotypes

The combination of CV-5000S, KB-50S and PC-50S integrates examination, consultation, and final fitting smoothly into a handy optometry system.

True Visual Acuity Testing System

An advanced True Acuity Testing System, the PC-50S incorporates a high resolution 19" LCD that offers unsurpassed sharp and clear chart projection.

Variety of Charts, Images and Movies

The PC-50S features a comprehensive range of optotypes and tests that are used by today's eyecare practitioners. In addition, photo and movie clips can be played on the LCD for greater patient comfort.

Minimal Design


The PC-50S is ready to be installed on the wall directly or on another mount / stand, in order to fit any design of refraction room. (Please ask for details. A wall metal plate and fixing screws are standard components.)



Floor Stand Type

Active Charts

TOPCON's unique "Active Charts" aid in testing correct visual function in practical conditions.



Coincidence Test (Aniseikonia Test)

Phoria Test

Phoria Test


Astigmatism Test

Expanded Application of the KB-50S with Daily Life Scenes

The KB-50S functions as a remote controller for chart switching for visual acuity testing, and also incorporates a new function for near vision simulation.

Daily Life

Various scenes from daily life are ready for near viewing with the KB-50S and far viewing with the PC-50S. This combination is quite useful for checking the final prescription.



Contrast Test

This function helps to examine the contrast sensitivity with a pixel and singular frequency chart.

